




[Selleckchem.com](http://Selleckchem.com)

# Compound Libraries



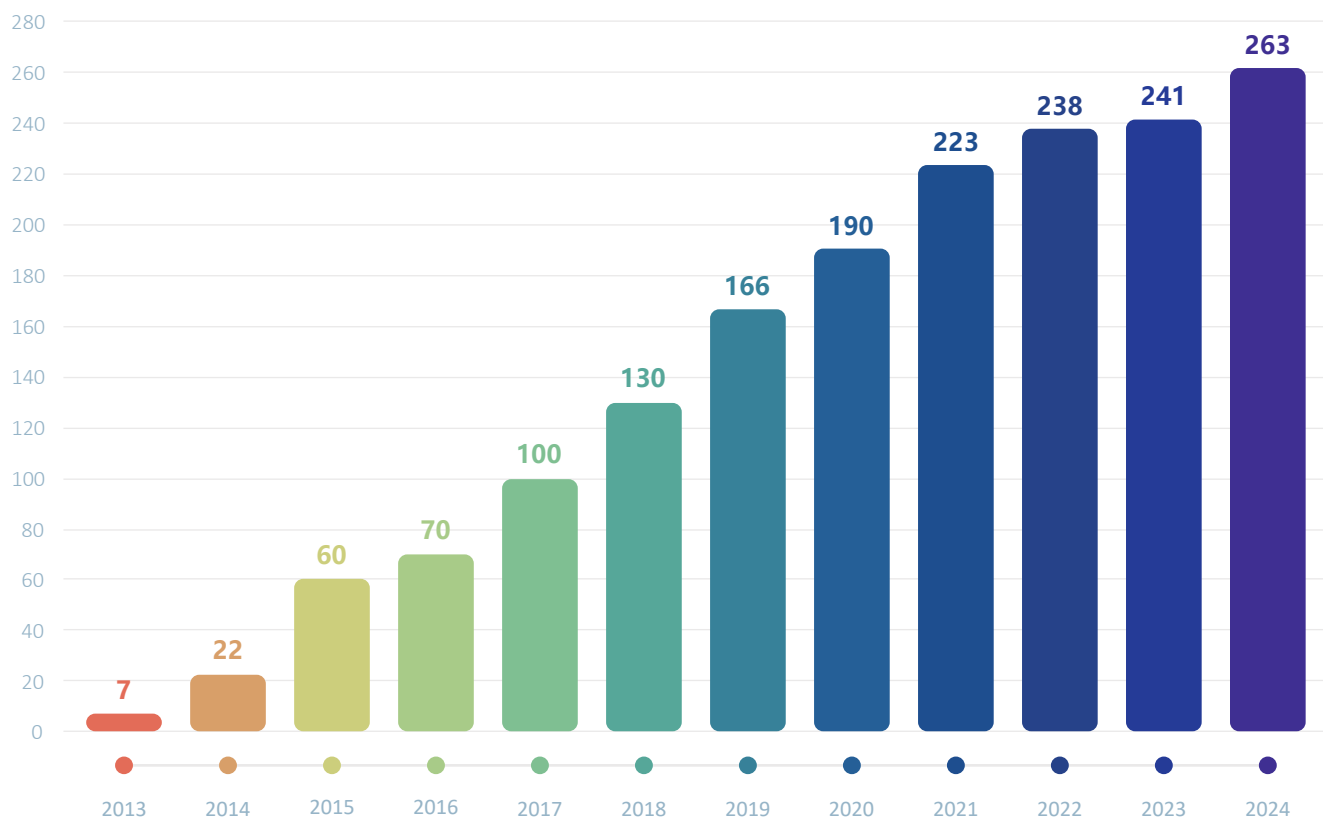
1

# Selleck Compound Libraries have been cited in over 1,570 studies!



- [J Exp Clin Cancer Res, 2024, 43\(1\):4](#)
- [Nat Commun, 2024, 15\(1\):1041](#)
- [Cancer Res Commun, 2024, 4\(2\):540-555](#)
- [PLoS One, 2024, 19\(1\):e0295629](#)
- [ACS Omega, 2024, 9\(18\):20338-20349](#)
- [Molecules, 2024, 29\(6\)1363](#)
- [Molecules, 2024, 29\(6\)1264](#)
- [BMC Chem, 2024, 18\(1\):159](#)
- [Biomedicines, 2024, 10.3390/biomedicines...](#)
- [Biomedicines, 2024, 12\(2\)286](#)
- [Antimicrob Agents Chemother, 2024, e0034424.](#)
- [Int J Oncol, 2024, 64\(6\)66](#)
- [Int J Mol Sci, 2024, 25\(9\)4675](#)
- [Biomed Pharmacother, 2024, 174:116459](#)
- [Comput Biol Med, 2024, 171:108163](#)
- [Cancer Lett, 2024, 588:216802](#)
- [MedComm \(2020\), 2024, 5\(8\):e684](#)
- [Cell Rep Med, 2024, S2666-3791\(24\)00191-5](#)
- [Nat Commun, 2024, 15\(1\):1537](#)
- [Nat Commun, 2024, 15\(1\):4099](#)
- [Arch Med Sci, 2024, 20\(2\):567-581](#)
- [Heliyon, 2024, 10\(10\):e30298](#)
- [Am J Cancer Res, 2024, 14\(4\):1545-1560](#)
- [Int J Mol Sci, 2024, 25\(9\)4675](#)
- [J Med Chem, 2024, 67\(16\):13788-13801](#)
- [Comput Biol Med, 2024, 171:108163](#)
- [BMC Chem, 2024, 18\(1\):159](#)
- [iScience, 2024, 27\(4\):109443](#)
- [Cells, 2024, 13\(16\)1326](#)
- [J Clin Invest, 2024, e173371](#)
- [Nat Cell Biol, 2024, 10.1038/s41556-024...](#)
- [BMC Chem, 2024, 18\(1\):159](#)
- [iScience, 2024, 27\(4\):109443](#)
- [Cells, 2024, 13\(16\)1326](#)
- [J Clin Invest, 2024, e173371](#)
- [bioRxiv, 2024, 2024.02.28.582543](#)
- [Nat Commun, 2024, 15\(1\):5487](#)
- [Pharmaceuticals \(Basel\), 2024, 17\(2\)225](#)
- [Int J Mol Sci, 2024, 25\(2\)1265](#)
- [J Clin Invest, 2024, e173371](#)
- [bioRxiv, 2024, 2024.07.13.603377](#)
- [Biochem Biophys Res Commun, 2024, 730...](#)
- [Heliyon, 2024, 10\(15\):e35020](#)
- [Heliyon, 2024, 10\(13\):e34033](#)
- [J Virol, 2024, 98\(7\):e0041323](#)
- [Int Immunopharmacol, 2024, 141:112810](#)
- [Cell Rep Med, 2024, S2666-3791\(23\)00604-3](#)
- [Nat Commun, 2024, 15\(1\):5379](#)
- [Cell Death Dis, 2024, 15\(2\):173](#)
- [Neural Regen Res, 2024, 19\(5\):1142-1149](#)
- [Exp Gerontol, 2024, 186:112359](#)
- [Cancers \(Basel\), 2024, 16\(2\)418](#)
- [Nat Commun, 2024, 15\(1\):4739](#)
- [Cell Mol Biol Lett, 2024, 29\(1\):26](#)
- [Int J Biol Sci, 2024, 20\(6\):1978-1991](#)
- [Cell Rep Med, 2024, S2666-3791\(24\)00191-5](#)
- [Molecules, 2024, 29\(6\)1264](#)
- [Acta Neuropathol Commun, 2024, 12\(1\):61](#)
- [J Med Virol, 2024, 96\(1\):e29382](#)
- [Comput Struct Biotechnol J, 2024, 23:2606...](#)

## Number of Publications Citing Selleck Compound Libraries (2013-2024)



## 2

## High hit rates, rapid screening, and high-impact publications.

Based on published data, for every **100 Selleck compounds** used in primary screening, an average of **five target-active compounds** can be identified. The probability of obtaining target-active compounds generally increases with the number of compounds screened.

The following are examples of research papers that used Selleck Compound Libraries for screening:

Journal	IF	Time from Purchase to Publication	Total Number of Compounds in the Library	Number of Hit Compounds Identified	Selleck Compound Library
Cancer Cell	35.5	~13 months	~1,000	25	Customize Library (L2000)
Journal of the American Chemical Society	15.8	~10 months	3,725	488	Customize Library (L2000)
Nature Chemical Biology	15.7	~17 months	1,833	19	Customize Library (L2000)
Nature Communications	12.1	~14 months	74	14	Customize Library (L2000)
Viruses	3.8	~14 months	179	42	Customize Library (L2000)
Biomaterials	12.1	~12 months	1,226	15	FDA-approved Drug Library (L1300)
Cancer Letters	8.6	~12 months	1,431	12	FDA-approved Drug Library (L1300)
Protein & Cell	11.3	~12 months	3,035	12	FDA-approved Drug Library (L1300)
Protein & Cell	11.3	~21 months	2,661	12	Natural Product Library (L1400)
Nature Communications	12.1	~24 months	138	4	Natural Product Library (L1400)
Journal of Biomolecular Structure and Dynamics	2.7	~18 months	2,820	20	FDA-approved & Passed Phase I Drug Library (L3800)
Antiviral Research	5.8	~17 months	12,000	23	FDA-approved Drug Library (L1300)
Antiviral Research	5.8	~14 months	12,000	23	Preclinical/Clinical Compound Library (L3900)
Cell Stem Cell	26.3	~15 months	1,753	1,484	Bioactive Compound Library-I (L1700)
Cell Reports	10.4	~12 months	1,836	15	Bioactive Compound Library-I (L1700)
Journal of Biological Chemistry	5	~20 months	12,433	178	Bioactive Compound Library-I (L1700)
Journal of Biological Chemistry	5	~18 months	12,433	178	Bioactive Compound Library- II (L1700- II )
elife	9	~13 months	6,500	167	Kinase Inhibitor Library (L1200)
Journal of Biomolecular Structure and Dynamics	2.7	~20 months	4,208	1,230	Express-Pick Library (L3600)
Cell Reports	10.4	~15 months	351	44	Highly Selective Inhibitor Library (L3500)
Journal of Infection and Chemotherapy	2.1	~24 months	584	42	Metabolism Compound Library (L3700)

## The Nature Medicine article validates the superior quality of Selleck products.

### Nature Medicine Reported: 30% of Inhibitors on The Market Fail Basic Standards

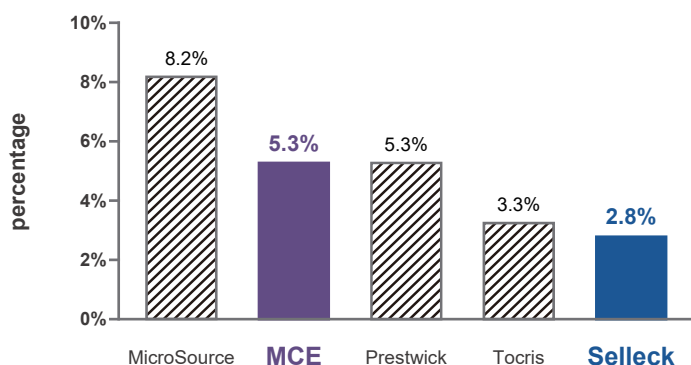


Broad Institute recently tested compound libraries from all major producers, their findings show that 30% of all inhibitors don't meet basic standards.

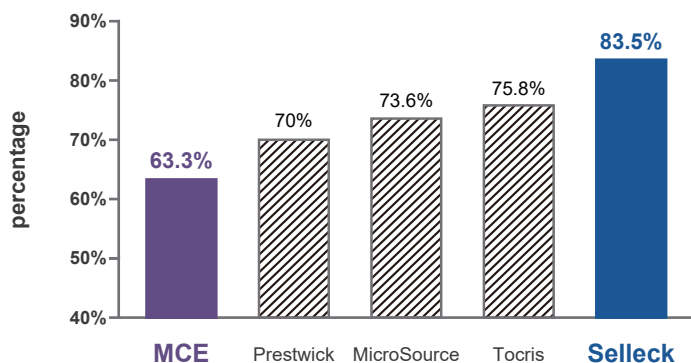


### Data Summary

Supplier Comparison of Products with **0% Purity**



Supplier Comparison of Products with **>90% Purity**



## 4

# Popular Compound Libraries

## FDA-approved Drug Library

Cat.No. L1300

A unique collection of **3,193** raw materials that have obtained market approval and are included in pharmacopoeias. These drugs have undergone extensive clinical trials, demonstrating good biological activity, safety, and bioavailability. They are suitable for high-throughput and high-content screening.

### % of compounds compliant with Lipinski's Rules

#### Selleck

PhysChem Properties	% Compounds
The number of hydrogen bond donors	93
The number of hydrogen bond acceptors	97
Partition coefficient	91
Molecular weight	75

VS

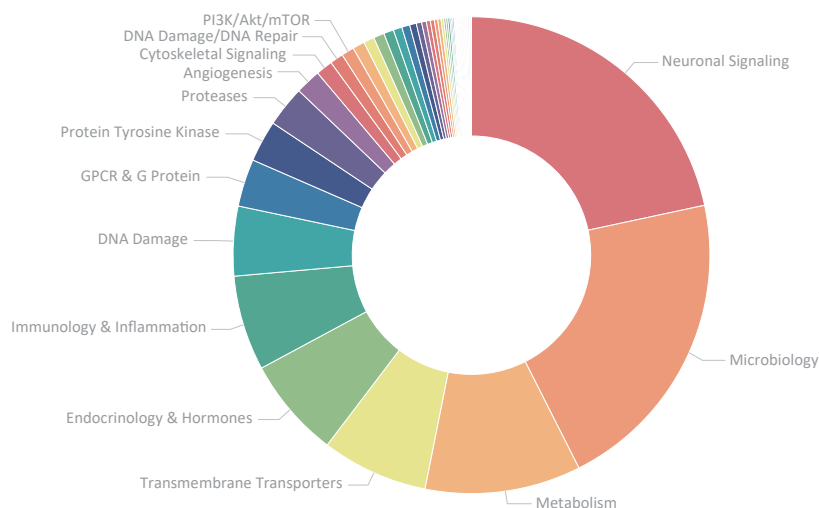
#### Other Company

PhysChem Properties	% Compounds
The number of hydrogen bond donors	88
The number of hydrogen bond acceptors	90
Partition coefficient	90
Molecular weight	79

### Approved agencies for molecules in the Selleck FDA library

Approved institution	Full name	Country
FDA	U.S. Food and Drug Administration	United States of America
CFDA	China Food and Drug Administration	China
EMA	European Medicines Agency	European
HMA	Heads Of Medicines Agency	European
NDC	National Drug Code	United States of America
PMDA	Pharmaceuticals and Medical Devices Agency	Japan
DMF	Drug Master File	United States of America

### FDA-approved Drug Library Composition



# Application of FDA-approved Drug Library in Antiviral

## Calcium channel blockers reduce severe fever with thrombocytopenia syndrome virus (SFTSV) related fatality

This article (PMID:31444469) was published on *Journal of Cell Research* (IF=17) and took about thirteen months.

### Summary

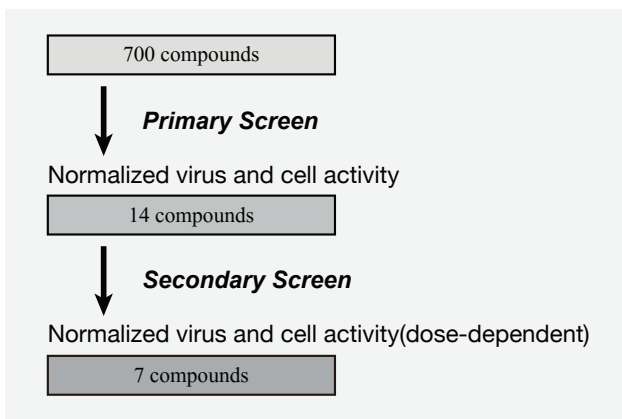
Severe fever with thrombocytopenia syndrome (SFTS) is caused by a novel phlebovirus (SFTSV), and there is no effective anti-SFTSV intervention at the present time. The author screened 700 drugs (Selleck FDA-approved Drug Library), and finds that calcium channel blockers (benidipine hydrochloride, nifedipine) can significantly inhibit SFTSV infection.

### Experiment Design

#### 1. Establish Cell Model for Screening

1. Vero cells infected with SFTSV;
2. Using automated imaging and quantitative analysis to test the percentage of SFTSV-infected cells;
3. The cell activity was measured by MTT assay.

#### 2. High-throughput Drug Screening



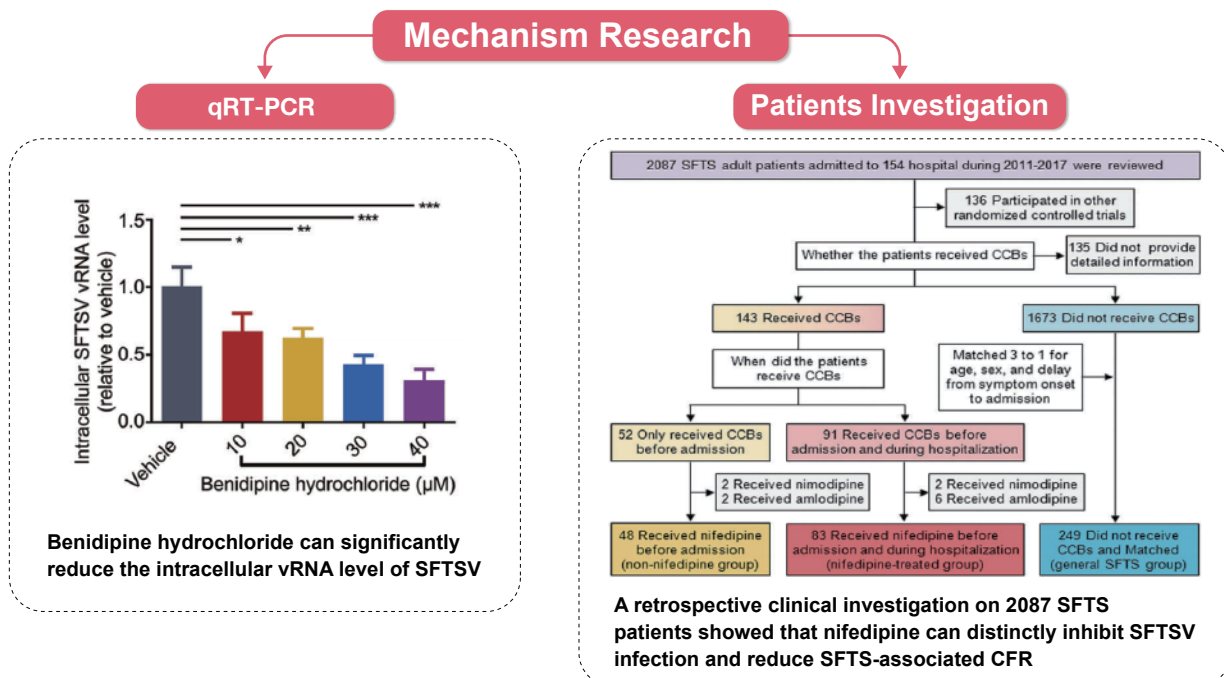
**Compound Library:** Selleck FDA-approved Drug Library

**Model:** Vero cells infected with SFTSV

**Indicators:** Virus infection (inhibition rate) and cell cytotoxicity (survive rate)

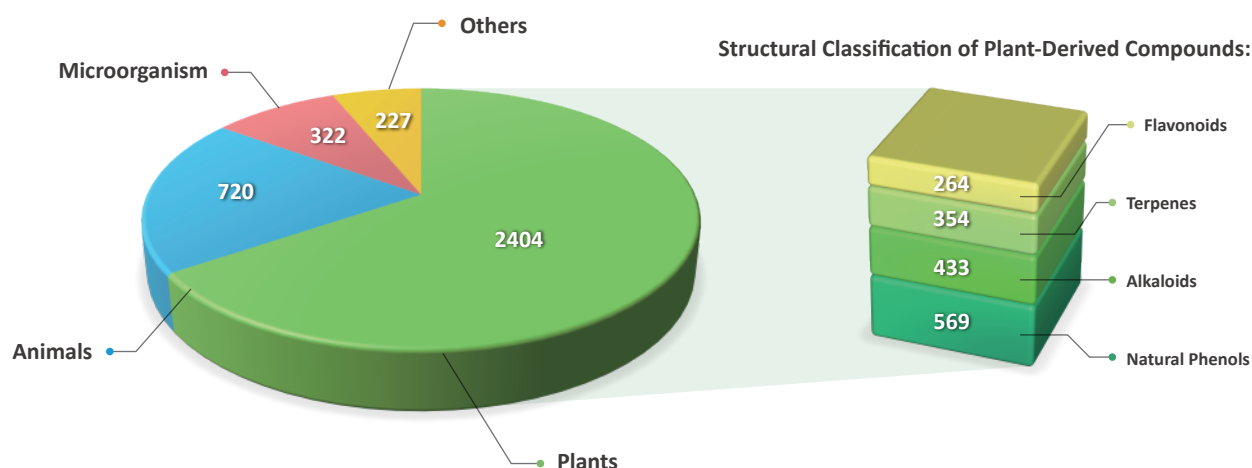
**Results:** Seven drugs displayed anti-SFTSV activity in a dose-dependent manner, and benidipine hydrochloride displayed the strongest inhibitory effect.

#### 3. Mechanism Research



Natural products are small molecules extracted from animals, plants, and microorganisms in nature, known for their rich and complex chemical structures and biological activities. Many drugs used in clinical practice are derived from natural sources, constituting about 60% of modern pharmaceuticals. Research on natural products is crucial for lead compound discovery, traditional Chinese medicine development, and the advancement of applied chemistry.

The **Selleck Natural Product Library** comprises **3,673** compounds and derivatives sourced from diverse origins. With a wide range of structures and targeting multiple signaling pathways, these compounds are ideal for high-throughput screening. The Selleck Natural Product Library is sourced from the following:



### Cited by 428 Publications:

- |   |  |
|---|--|
| Nat Immunol, 2024 25(10):1884-1899              | Cancer Discov, 2018 8(4):498-515             |
| Nat Methods, 2022 19(7):803-811                 | Nature, 2017 546(7659):533-538               |
| Signal Transduct Target Ther, 2022 7(1):97      | Cancer Discov, 2015 5(2):154-67.             |
| Nat Biomed Eng, 2022 10.1038/s41551-022-00863-9 | Nat Med, 2014 20(8):954-60                   |
| Blood, 2022 blood.2022015414                    | Nat Commun, 2024 15(1):5379                  |
| Cancer Cell, 2021 S1535-6108(21)00383-4         | Exp Mol Med, 2024 10.1038/s12276-024-01298-9 |
| Chem Soc Rev, 2021 10.1039/d0cs01065k           | Comput Biol Med, 2024 171:108163             |
| Cancer Discov, 2021 candisc.0872.2020           | Int J Mol Sci, 2024 25(9)4675                |
| Cancer Discov, 2021 candisc.0930.2020           | Int Immunopharmacol, 2024 141:112810         |
| Protein Cell, 2021 1-12                         | J Virol, 2024 98(7):e0041323                 |
| Nature, 2020 582(7811):289-293                  | Eur J Pharmacol, 2024 983:177000             |
| Cell, 2020 181(7):1518-1532.e14                 | Heliyon, 2024 10(10):e30298                  |
| Signal Transduct Target Ther, 2020 4;5:20.      | Heliyon, 2024 10(13):e34033                  |
| Cell Metab, 2019 7;29(5):1166-1181.e6.          | Biochem Biophys Res Commun, 2024 73          |
| Cancer Discov, 2019 9(7):910-925                | bioRxiv, 2024 2024.07.13.603377              |
| Protein Cell, 2019 10(6):417-435                | ...  |

A unique collection of **99,008** compounds, involving over **4,000** core structures, with enhanced structural complexity; compounds have molecular weights ranging from 300 to 500, exhibiting strong drug-like properties, good drugability, and ease of identifying active molecules; sourced from Pfizer, the world's largest pharmaceutical company, with over fifty years of research and development expertise. Suitable for high-throughput screening and high-content screening.

- ✔ **Enhanced structural complexity:** Contains **99,008** compounds, involving over **4,000** core structures, suitable for high-throughput screening and high-content screening.
- ✔ **Strong drug-like properties:** Compounds with molecular weights ranging from 300 to 500 exhibit strong drug-like properties, good drugability, and ease of identifying active molecules, improving the efficiency of drug discovery.
- ✔ Sourced from Pfizer, the world's largest pharmaceutical company, with over fifty years of research and development expertise.

## % of compounds compliant with Lipinski's Rules

PhysChem Properties	% Compounds
The number of hydrogen bond donors	94
The number of hydrogen bond acceptors	97
Partition coefficient	95
Molecular weight	<b>100</b>

### Molecular weight of all compounds < 500 !

- Good oral absorption ----- ✔
- Good membrane permeability ----- ✔
- Good metabolic stability Simple structure ----- ✔
- Easy to synthesize and optimize ----- ✔

## Customize Library

No suitable compound library? The exclusive compound library can be customized according to your needs.

You could select:



Specific Compounds



Quantity



96 or 384 well Plate



Dry/solid or DMSO solution

Please contact us at [info@selleckchem.com](mailto:info@selleckchem.com) to customize your library.

# 5

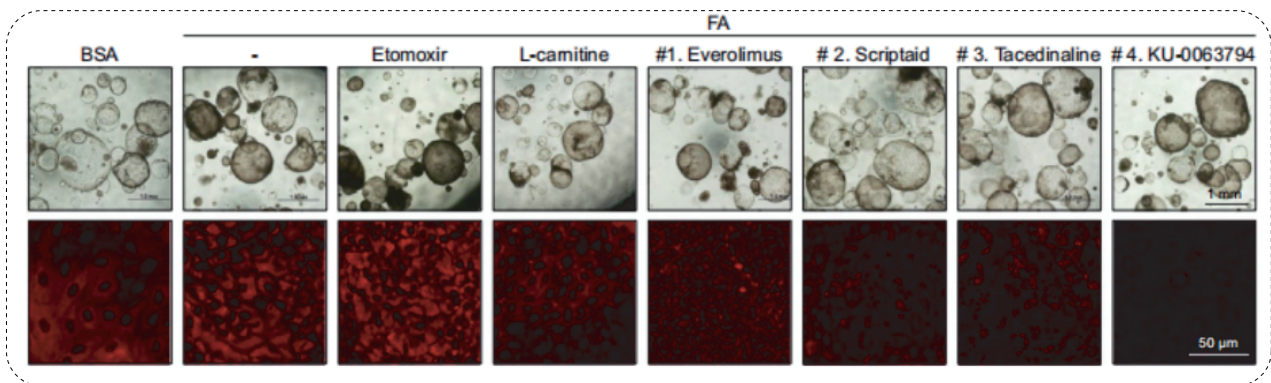
## Applicable Screening Methods

Selleck Compound Library is suitable for phenotypic assays (cell morphology, cell viability, animal phenotypes), fluorescence-based assays (luciferase reporter genes, fluorescent labeling), and ligand binding assays (SPR).

### Phenotypic Assay (Cell Morphology)

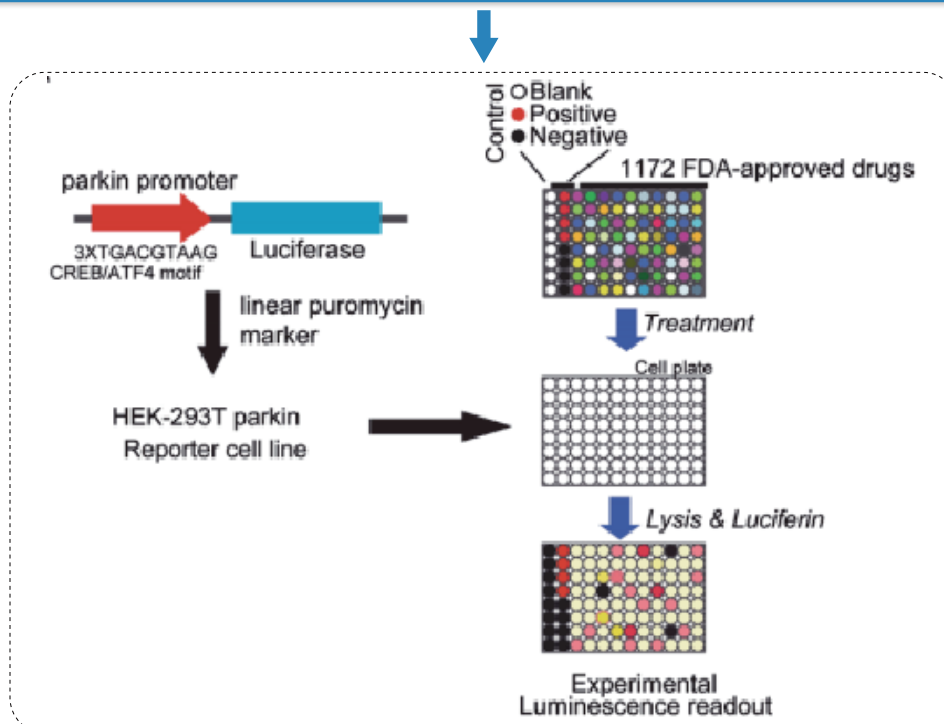
Cell seeding and overnight incubation → Treatment with diluted library compounds → Observation of cell morphology

high-content imaging



### Fluorescence-based Assay (Luciferase Reporter Gene)

Plasmid construction and co-transfection → Treatment with diluted library compounds → Addition of luciferase substrate and fluorescence detection



## Popular Compound Libraries(14) HOT

### FDA-approved Drug Library

Cat.No. L1300

- ✔ A unique collection of **3,193** approved drugs and API included in pharmacopoeia for high throughput screening (HTS) and high content screening (HCS)
- ✔ Verified biological activity and safety profile
- ✔ Suitable for drug repurposing
- ✔ Includes approved drug information and clinical trial data

#### Cited by **651** Publications

Nat Immunol, 2024 25(10):1884-1899	Cancer Discov, 2021 candisc.0872.2020	Cell Res, 2020 27;1-16.	Cancer Discov, 2018 8(4):498-515
Nat Methods, 2022 19(7):803-811	Cancer Discov, 2021 candisc.0930.2020	Signal Transduct Target Ther, 2020 4;5:20.	Nat Med, 2017 23(4):405-408
Nat Biomed Eng, 2022 10.1038/s41551...	Protein Cell, 2021 1-12	Cell Res, 2019 29(9):739-753	Nature, 2017 546(7659):533-538
Blood, 2022 blood.2022015414	Nature, 2020 582(7811):289-293	Cell Metab, 2019 7;29(5):1166-1181.e6.	Physiol Rev, 2017 1;97(3):889-938.
Cancer Cell, 2021 S1535-6108(21)00383-4	Cell, 2020 181(7):1518-1532.e14	Cancer Discov, 2019 9(7):910-925	Cell Stem Cell, 2017 4;20(5):659-674.e9.
Chem Soc Rev, 2021 10.1039/d0cs01065k	Cancer Cell, 2020 37(2):200-215.e5	Protein Cell, 2019 10(3):161-177	...

### FDA-approved & Passed Phase I Drug Library

Cat.No. L3800

- ✔ A unique collection of **4,210** drugs that are marketed around the world or have passed clinical phase 1 and can be used for high throughput screening (HTS) and high content screening (HCS)
- ✔ Verified biological activity and safety profile
- ✔ Suitable for drug repurposing
- ✔ Includes approved drug information and clinical trial data

#### Cited by **342** Publications

Nat Immunol, 2024 25(10):1884-1899	Chem Soc Rev, 2021 10.1039/d0cs01065k	Cell Metab, 2019 7;29(5):1166-1181.e6.	Nat Med, 2014 20(8):954-60
Nat Methods, 2022 19(7):803-811	Cancer Discov, 2021 candisc.0872.2020	Cancer Discov, 2019 9(7):910-925	Nat Commun, 2023 14(1):3445
Nat Biomed Eng, 2022 10.1038/s41551...	Cancer Discov, 2021 candisc.0930.2020	Cancer Discov, 2018 8(4):498-515	Exp Mol Med, 2023 55(3):612-627
Blood, 2022 blood.2022015414	Cell, 2020 181(7):1518-1532.e14	Nature, 2017 546(7659):533-538	Anal Chem, 2023 95(20):7985-7992.
Cancer Cell, 2021 S1535-6108(21)00383-4	Signal Transduct Target Ther, 2020 4;5:20.	Cancer Discov, 2015 5(2):154-67.	...

### Preclinical/Clinical Compound Library

Cat.No. L3900

- ✔ A unique collection of **3,603** preclinical and clinical compounds for high throughput screening (HTS) and high content screening (HCS)
- ✔ Related to oncology, cardiology, anti-inflammatory, immunology, neuropsychiatry, analgesia etc.
- ✔ Verified biological activity and safety profile
- ✔ A useful tool for drug repurposing, the application of known drugs to treat new disease indication
- ✔ Includes approved drug information and clinical trial data

#### Cited by **339** Publications

Nat Immunol, 2024 25(10):1884-1899	Cancer Discov, 2021 candisc.0872.2020	Cancer Discov, 2018 8(4):498-515	J Infect Dis, 2023 228(5):591-603
Nat Methods, 2022 19(7):803-811	Cancer Discov, 2021 candisc.0930.2020	Nature, 2017 546(7659):533-538	J Biol Chem, 2023 299(3):102956
Nat Biomed Eng, 2022 10.1038/s41551...	Cell, 2020 181(7):1518-1532.e14	Cancer Discov, 2015 5(2):154-67.	bioRxiv, 2023 10.1101/2023.09.15.557919
Blood, 2022 blood.2022015414	Signal Transduct Target Ther, 2020 4;5:20.	Nat Med, 2014 20(8):954-60	Br J Cancer, 2022 126(12):1815-1823.
Cancer Cell, 2021 S1535-6108(21)00383-4	Cell Metab, 2019 7;29(5):1166-1181.e6.	Nat Commun, 2023 14(1):6951	Bioact Mater, 2022 14:272-289
Chem Soc Rev, 2021 10.1039/d0cs01065k	Cancer Discov, 2019 9(7):910-925	Anal Chem, 2023 95(20):7985-7992.	...

## Bioactive Compound Library-I

Cat.No. L1700

- ✔ A unique collection of **10,525** bioactive compounds for high throughput screening (HTS) and high content screening (HCS)
- ✔ Large compound collection, ideal for high-throughput screening
- ✔ Suitable for researchers without specific research targets to conduct exploratory screening

### Cited by 425 Publications

Nat Immunol, 2024 25(10):1884-1899	Cancer Discov, 2021 candisc.0930.2020	Cancer Discov, 2019 9(7):910-925	Haematologica, 2023 108(5):1272-1283
Nat Cell Biol, 2024 10.1038/s41556-024...	Cell Stem Cell, 2021 28(2):257-272.e11	Cancer Discov, 2018 8(4):498-515	Anal Chem, 2023 95(20):7985-7992.
Nat Biotechnol, 2023 10.1038/s41587-023...	Nat Metab, 2021 3(5):682-700	Nat Med, 2017 23(4):405-408	J Infect Dis, 2023 228(5):591-603
Nat Methods, 2022 19(7):803-811	Cell, 2020 181(7):1518-1532.e14	Nature, 2017 546(7659):533-538	iScience, 2023 26(9):107548
Nat Biomed Eng, 2022 10.1038/s41551...	Cell Res, 2020 30(8):678-692	Physiol Rev, 2017 1;97(3):889-938.	Cancers (Basel), 2023 15(22)5347
Blood, 2022 blood.2022015414	Signal Transduct Target Ther, 2020 4;5:20.	Cancer Cell, 2016 29(6):874-888	Front Mol Biosci, 2023 10:1104505
Cancer Cell, 2021 S1535-6108(21)00383-4	Cell Metab, 2020 31(3):564-579	Cancer Discov, 2015 5(2):154-67.	Sci Rep, 2023 13(1):14911
Chem Soc Rev, 2021 10.1039/d0cs01065k	Cell, 2019 7;176(4):687-701.e5.	Nat Med, 2014 20(8):954-60	Pharmaceuticals (Basel), 2023 16(4)548
Cancer Discov, 2021 candisc.0872.2020	Cell Metab, 2019 7;29(5):1166-1181.e6.	Proc Natl Acad Sci U S A, 2023 120(4)...	...

## Bioactive Compound Library- II

Cat.No. L1700- II

- ✔ A unique collection of **5,309** bioactive compounds for high throughput screening (HTS) and high content screening (HCS)
- ✔ Innovative compounds from the largest pharmaceutical company in the world, Diverse and novel bioactivity
- ✔ Large compound collection, ideal for high-throughput screening
- ✔ Suitable for researchers without specific research targets to conduct exploratory screening

### Cited by 29 Publications

Nat Biotechnol, 2023 10.1038/s41587-023...	Front Mol Biosci, 2023 10:1104505	Bioinform Biol Insights, 2023 17...	Cell Calcium, 2022 106:102640
Proc Natl Acad Sci U S A, 2023 120(4)...	Sci Rep, 2023 13(1):14911	bioRxiv, 2023 2023.07.19.549715	Mol Biol Cell, 2022 33(6):ar54
Haematologica, 2023 108(5):1272-1283	Pharmaceuticals (Basel), 2023 16(4)548	Cancer Res, 2022 82(4):721-733	J Biol Chem, 2021 S0021-9258(21)00703-
iScience, 2023 26(9):107548	ACS Omega, 2023 8(11):10397-10402	Proc Natl Acad Sci U S A, 2022 119(11)...	...
Cancers (Basel), 2023 15(22)5347	Mol Pain, 2023 19:17448069221148351	Cell Syst, 2022 13(7):547-560.e3	

## Kinase Inhibitor Library

Cat.No. L1200

- ✔ A unique collection of **2,010** kinase inhibitors for high throughput screening (HTS) and high content screening (HCS)
- ✔ Targets kinases such as EGFR, PI3K, Aurora Kinase, CDK, and MEK
- ✔ Covers a wide range of kinase targets

### Cited by 521 Publications

Nat Immunol, 2024 25(10):1884-1899	Cell Metab, 2019 7;29(5):1166-1181.e6.	Aging Cell, 2023 22(10):e13948	Sci Transl Med, 2022 14(652):eabl5654
Nat Methods, 2022 19(7):803-811	Cancer Discov, 2019 9(7):910-925	Breast Cancer Res, 2023 25(1):51	Nat Commun, 2022 13(1):2169
Nat Biomed Eng, 2022 10.1038/s41551...	Cancer Discov, 2018 8(4):498-515	Anal Chem, 2023 95(20):7985-7992.	Nat Commun, 2022 13(1):2725
Nat Cell Biol, 2022 24(1):88-98	Nat Med, 2017 23(4):405-408	J Infect Dis, 2023 228(5):591-603	Nat Commun, 2022 13(1):2572
Blood, 2022 blood.2022015414	Nature, 2017 546(7659):533-538	Stem Cell Reports, 2023 18(8):1672-1685	Adv Sci (Weinh), 2022 9(22):e2201785
Cancer Cell, 2021 S1535-6108(21)00383-4	Cancer Cell, 2017 32(5):684-700	Biomolecules, 2023 13(2)249	Nucleic Acids Res, 2022 50(13):7420-7435
Chem Soc Rev, 2021 10.1039/d0cs01065k	Gastroenterology, 2017 153(5):1429-1443	J Biol Chem, 2023 S0021-9258(23)01885-9	J Med Virol, 2022 10.1002/jmv.27951
Cancer Discov, 2021 candisc.0872.2020	Cancer Cell, 2015 28(2):240-52	Biomedicines, 2023 11(6)1716	Cell Death Differ, 2022 10.1038/s41418-022...
Cancer Discov, 2021 candisc.0930.2020	Cancer Discov, 2015 5(2):154-67.	Sci Rep, 2023 13(1):1442	Clin Cancer Res, 2022 clincanres.0100.2022
Gut, 2021 70(5):890-899	Nat Med, 2014 20(8):954-60	Pharmaceuticals (Basel), 2023 16(1)75	J Exp Clin Cancer Res, 2022 41(1):86
Cell, 2020 181(7):1518-1532.e14	Nat Commun, 2024 15(1):1041	Cell Div, 2023 18(1):8	Clin Transl Med, 2022 12(7):e961
Nat Methods, 2020 17(3):302-310	Adv Sci (Weinh), 2023 10(5):e2205483	bioRxiv, 2023 10.1101/2023.09.15.557919	Haematologica, 2022 107(1): 77-85
Signal Transduct Target Ther, 2020 4;5:20.	Cancer Lett, 2023 552:215981	Br J Cancer, 2022 126(12):1815-1823.	...

## Clinical and FDA-approved Related (4)

### FDA-approved Drug Library

Cat.No. L1300 

A unique collection of 3,193 approved drugs

### FDA-approved & Passed Phase I Drug Library

Cat.No. L3800 

4,210 Compounds

### Preclinical/Clinical Compound Library

Cat.No. L3900 

3,603 Compounds

### FDA-approved Anticancer Drug Library

Cat.No. L8000 

1,728 Compounds

## Bioactive Compound Libraries (5)

### Bioactive Compound Library-I

Cat.No. L1700 

10,525 Compounds

### Bioactive Compound Library- II

Cat.No. L1700- II 

5,309 Compounds

### Express-Pick Library

Cat.No. L3600 

3,009 Compounds

### HTS Library for Drug Discovery

Cat.No. L5000 

99,008 Compounds

### Phenotypic Screening Library

Cat.No. L8500

4,209 Compounds

## Inhibitor Related (7)

### Kinase Inhibitor Library

Cat.No. L1200 

2,010 Compounds

### Highly Selective Inhibitor Library

Cat.No. L3500 

590 Compounds

### Cytokine Inhibitor Library

Cat.No. L9500

629 Compounds

### Inhibitor Library

Cat.No. L1100

4,925 Compounds

### Protease Inhibitor Library

Cat.No. L2500

454 Compounds

### Protein-protein Interaction Inhibitor Library

Cat.No. L8100

407 Compounds

### Tyrosine Kinase Inhibitor Library

Cat.No. L1800

653 Compounds

## Natural Product and Medicine Food Homology Related (9)

### Natural Product Library

Cat.No. L1400 

3,673 Compounds

### Alkaloid Compound Library

Cat.No. L7900

433 Compounds

### Flavonoid Compound Library

Cat.No. L7700

264 Compounds

### Medicine Food Homology Compound Library

Cat.No. L6800

1,218 Compounds

### Natural Organic Compound Library

Cat.No. L7600

1,244 Compounds

### Plant Extract Library

Cat.No. L9800

794 Compounds

### Natural Phenol Compound Library

Cat.No. L1410

569 Compounds

### Natural Terpenoid Compound Library

Cat.No. L1420

354 Compounds

### Traditional Chinese Medicine Library

Cat.No. L8300

1,929 Compounds

## Metabolism Related (9)

### Metabolism Compound Library

Cat.No. L3700



3,222 Compounds

### Carbohydrate Metabolism Compound Library

Cat.No. L9100

592 Compounds

### Lipid Metabolism Compound Library

Cat.No. L9200

543 Compounds

### Mouse Metabolite Compound Library

Cat.No. L8900

157 Compounds

### Human Endogenous Metabolite Compound Library

Cat.No. L4500



840 Compounds

### Glutamine Metabolism Compound Library

Cat.No. L6900

482 Compounds

### Glycolysis Compound Library

Cat.No. L8700

430 Compounds

### Gut Microbial Metabolite Library

Cat.No. L8400

417 Compounds

### Mitochondria-Targeted Compound Library

Cat.No. L9900

714 Compounds

## Cell Death Related (4)

### Apoptosis Compound Library

Cat.No. L3300

1,222 Compounds

### Autophagy Compound Library

Cat.No. L2600

1,019 Compounds

### Ferroptosis Compound Library

Cat.No. L6400

724 Compounds

### Pyroptosis Compound Library

Cat.No. L7400

751 Compounds

## By Signaling Pathway (26)

### Calcium Channel Blocker Library

Cat.No. L9000

171 Compounds

### Exosome Secretion Related Compound Library

Cat.No. L8800

51 Compounds

### Human Hormone Related Compound Library

Cat.No. L9400

450 Compounds

### Oxidative Stress Compound Library

Cat.No. L9700

1,433 Compounds

### Stem Cell Differentiation Compound Library

Cat.No. L9300

294 Compounds

### Human Transcription Factor Compound Library

Cat.No. L9600

738 Compounds

### Angiogenesis Related compound Library

Cat.No. L5200

404 Compounds

### Antioxidant Compound Library

Cat.No. L6500

814 Compounds

### Cell Cycle compound library

Cat.No. L5100

505 Compounds

### Cytoskeletal Signaling Pathway Compound Library

Cat.No. L6300

542 Compounds

### DNA Damage/DNA Repair compound Library

Cat.No. L4600

844 Compounds

### Endoplasmic Reticulum Stress Compound Library

Cat.No. L8600

179 Compounds

### Epigenetics Compound Library

Cat.No. L1900

907 Compounds

### GPCR Compound Library

Cat.No. L2200

1,417 Compounds

## By Signaling Pathway (25)

**HIF-1 Signaling Pathway Compound Library** [Cat.No. L6100](#)

441 Compounds

**Ion Channel Ligand Library** [Cat.No. L2700](#)

754 Compounds

**MAPK Inhibitor Library** [Cat.No. L3400](#)

256 Compounds

**NF- $\kappa$ B Signaling Compound Library** [Cat.No. L5500](#)

492 Compounds

**Stem Cell Signaling Compound Library** [Cat.No. L2100](#)

1,243 Compounds

**Ubiquitination Compound Library** [Cat.No. L6000](#)

213 Compounds

**Histone modification compound library** [Cat.No. L4900](#)

347 Compounds

**JAK/STAT compound library** [Cat.No. L5400](#)

194 Compounds

**Methylation Compound Library** [Cat.No. L6600](#)

168 Compounds

**PI3K/Akt Inhibitor Library** [Cat.No. L2800](#)

355 Compounds

**TGF-beta/Smad compound library** [Cat.No. L5600](#)

155 Compounds

## By Disease (10)

**Anti-Aging Compound Library** [Cat.No. L6200](#)

2,316 Compounds

**Anti-cancer Compound Library** [Cat.No. L3000](#)

4,256 Compounds

**Anti-cancer Metabolism Compound Library** [Cat.No. L5700](#)

339 Compounds

**Anti-diabetic Compound Library** [Cat.No. L2900](#)

155 Compounds

**Obesity Compound Library** [Cat.No. L6700](#)

915 Compounds

**Anti-alzheimer Disease Compound Library** [Cat.No. L5900](#)

635 Compounds

**Anti-cancer Compound Library- II** [Cat.No. L7100](#)

897 Compounds

**Anti-Cardiovascular Disease Compound Library** [Cat.No. L7500](#)

704 Compounds

**Cambridge Cancer Compound Library** [Cat.No. L2300](#)

243 Compounds

**Small Molecule Immuno-Oncology Compound Library** [Cat.No. L4800](#)

262 Compounds

## Anti-infection and Antiviral Related (6)

**Antibiotics compound Library** [Cat.No. L5300](#)

482 Compounds

**Anti-parasitic Compound Library** [Cat.No. L8200](#)

237 Compounds

**Macrocyclic Compound Library** [Cat.No. L7300](#)

184 Compounds

**Anti-infection Compound Library** [Cat.No. L3100](#)

1,565 Compounds

**Antiviral Compound Library** [Cat.No. L7000](#)

754 Compounds

**Nucleoside Analogue Library** [Cat.No. L7200](#)

228 Compounds

## Neuronal and Immunology Related (3)

---


**CNS-Penetrant Compound Library** Cat.No. L4700  
810 Compounds

**Immunology/Inflammation Compound Library** Cat.No. L4100  
3,405 Compounds

**Neuronal Signaling Compound Library** Cat.No. L4000  
1,737 Compounds

## Fragment and Covalent Related (3)

---

**Covalent Inhibitor Library** Cat.No. L5800   
842 Compounds

**Drug-like Compound Library** Cat.No. L7800  
2,254 Compounds

**Fragment Library** Cat.No. L1600  
1,015 Compounds

# CONTACT US



## United States

Tel: (832) 582-8158

E-mail: [sales@selleckchem.com](mailto:sales@selleckchem.com)



## Europe

Tel: +49 221 35791301

E-mail: [eu.order@selleckchem.com](mailto:eu.order@selleckchem.com)