


Rat bFGF protein

Cat #: PRP1210

Size: 10 µg/50 µg/100 µg

Product Information

	Product Name: Rat bFGF protein		
REF	Catalog Number: PRP1210	LOT	Lot Number: Refer to product label
	Purity: >95 % as determined by SDS-PAGE		
	Storage: Store at -20°C		Preparation method: <i>E.coli</i>
	Shipping: The product is shipped at ambient temperature		

Background: Basic fibroblast growth factor (bFGF), also known as FGF2, is a member of the fibroblast growth factor (FGF) family. FGF basic modulates such normal processes as angiogenesis, wound healing and tissue repair, embryonic development and differentiation, neuronal function and neural degeneration. Transgenic over-expression of FGF basic results in excessive proliferation and angiogenesis reminiscent of a variety of pathological conditions.

Sequence: Amino acid sequence derived from Rat FGF2 isoform (P13109) (Ala11-Ser154) was expressed.

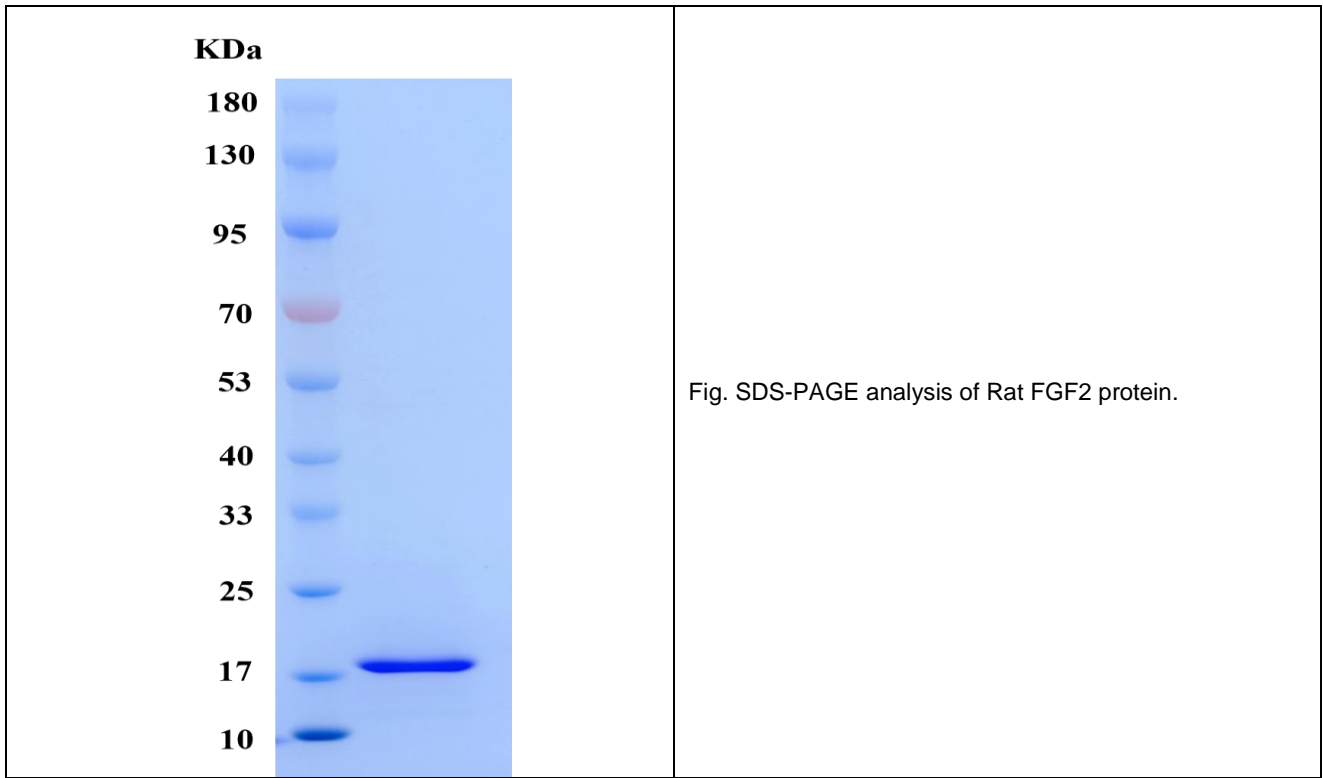
Protein length: The recombinant consists of 145 amino acids (N-Met) and has a predicted molecular mass of 16.2 kDa.

Endotoxin: <1.0 EU per µg of the protein as determined by the LAL method.

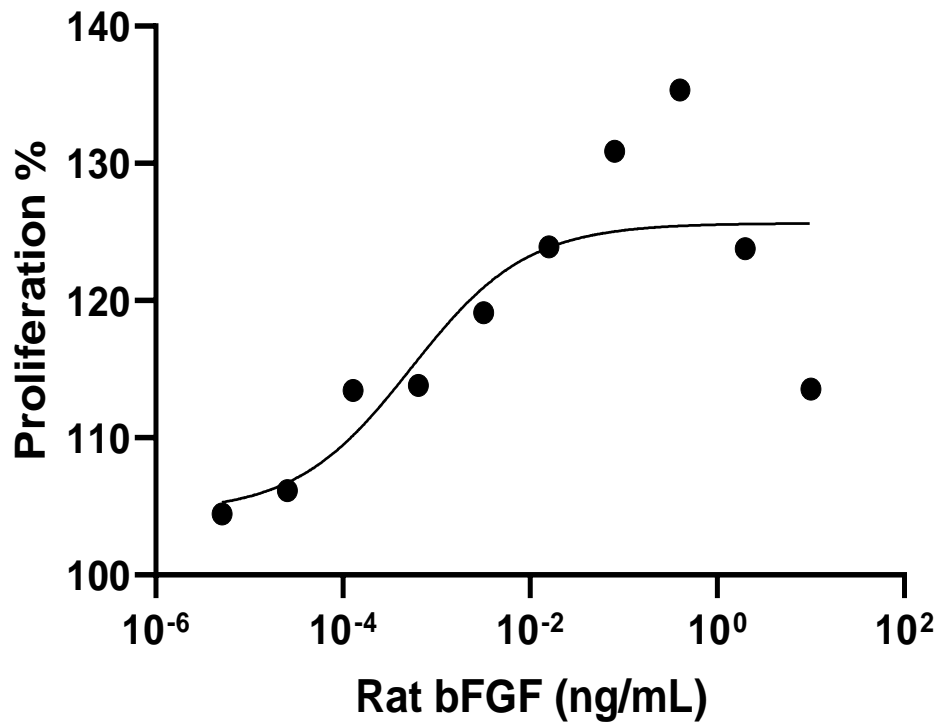
Formulation: Lyophilized from sterile 20 mM Tris, 150 mM NaCl, pH 8.0.

Storage Instructions: Lyophilized Rat FGF2 protein product should be stored desiccated below -18°C. Upon reconstitution, the protein should be stored at 4°C between 2-7 days and for future use below -18°C. For long term storage it is recommended to add a carrier protein (0.1% HSA or BSA). Please prevent freeze-thaw cycles.

Usage notes: Always centrifuge tubes before opening. It is recommended to reconstitute the lyophilized Rat FGF2 protein using the buffer we provided not less than 100 µg/ml, which can then be further diluted to other aqueous solutions.



Biological Activity: Measured in a cell proliferation assay using Balb/c 3T3 mouse embryonic fibroblasts. The ED₅₀ for this effect is typically 0.0015 ng/mL. The specific activity of recombinant Rat bFGF is approximately $>6.67 \times 10^8$ IU/mg.



Note: The product listed herein is for research use only and is not intended for use in human or clinical diagnosis. Suggested applications of our products are not recommendations to use our products in violation of any patent or as a license. We cannot be responsible for patent infringements or other violations that may occur with the use of this product.